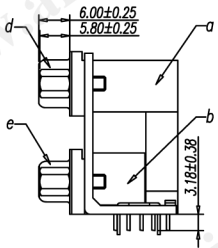
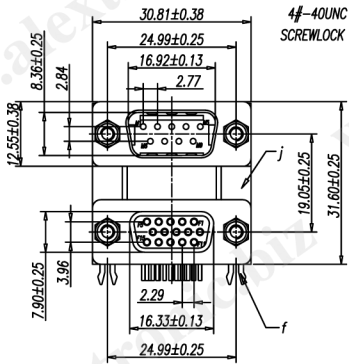


CATEGORY	DESCRIPTION	P/N #
CONNECTOR	D-SUB 0.35"(8.89) FOOTPRINT 9 MALE /15 FEMALE HIGH DENSITY CONNECTOR DUAL PORT	DB0M1F-81XX0-00XX

REV.	ECN NO	DESCRIPTION	REVISED	DATE
A01		New Release	JXM	2009.09.15

SPECIFICATIONS

- CONTACT CURRENT RATING:3 Amperes.
- DIELECTRIC WITHSTANDING VOLTAGE:AC 1000/60sec.r.m.s.
- INSULATION RESISTANCE:5000 Mohms MIN.AT DC 500V.
- CONTACT RESISTANCE:25 Milliohms MAX.
- TEMPERATURE:-55°C TO +105°C.
- GROUNDING SCREW TORQUE:3Kg MIN.
- SOLDER HEAT RESISTANCE:WAVE SOLDERING 260" 10sec.
- TO CONFORM TO THE "SONY" DIRECTIVE.
- GREEN PRODUCT IDENTIFICATION LABEL IN PACKING: G.P. PASS

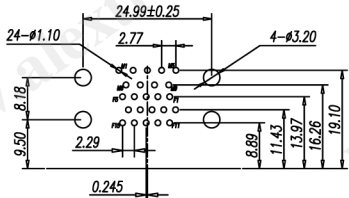


PART NO:

DB0M1F-81XX0-00XX

XX	Screw Type
01	PHENOLIC
02	PLASTIC
03	BRASS
X	Shell Plating
1	Ni Plating
X	Terminal Plating
1	Gold Flash Plating
7	Au 15u" Plating
8	Au 30u" Plating

Table 1



Recommend PCB Layout
(Jack Top View)
Tolerance:±0.05mm
Recommend PCB Thickness: 1.6mm

j	Holder	2	SPCC	Ni Plating	
i	Cover	1	PBT UL94V-0	Black	
h	Terminal F1~15	15	Brass	See Table 1	
g	Terminal M1~9	9	Brass	See Table 1	
f	Board Lock	2	SPCC	Tin Plating	
e	Shell B	1	SPCC	Ni Plating	
d	Shell A	1	SPCC	Ni Plating	
c	Rivet	2	Brass	Ni Plating	
b	Housing B	1	PBT UL94V-0	Black	
a	Housing A	1	PBT UL94V-0	Black	
NO.	PART NAME	QTY	MATERIAL	PLATING & COLOR	Remark

**Product Drawing
TERAPRO**

UNLESS OTHERWISE SPECIFIED TOLERANCES: DECIMALS: X : ±0.5 X.X : ±0.3 X.XX : ±0.2	SCALE:1/1	UNIT: mm		DWG.NO:
	SIZE: A4	PAGE:1 OF 1	REV:A01	
APPROVED BY	CHECKED BY	PREPARED BY		
WYX	Pengjie	JXM		
CUSTOMER COPY				